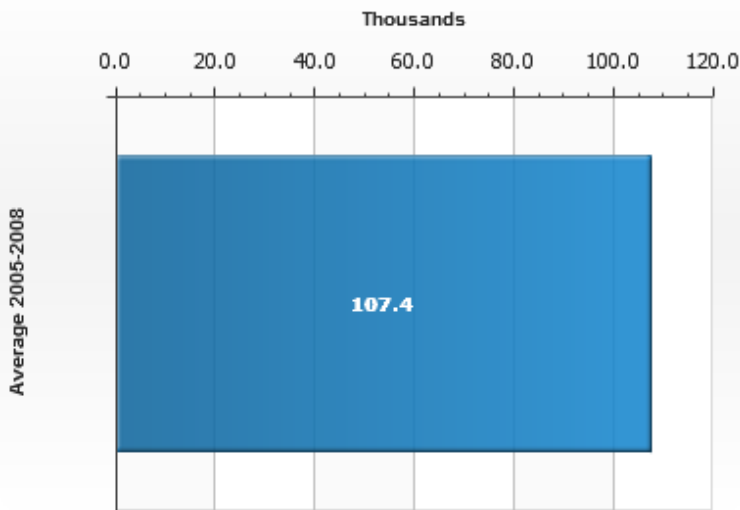


Statistics for this area were collected within the Portland Metropolitan Statistical Area (MSA). Major cities in this MSA include Portland, ME and South Portland, ME

### Number of Volunteers



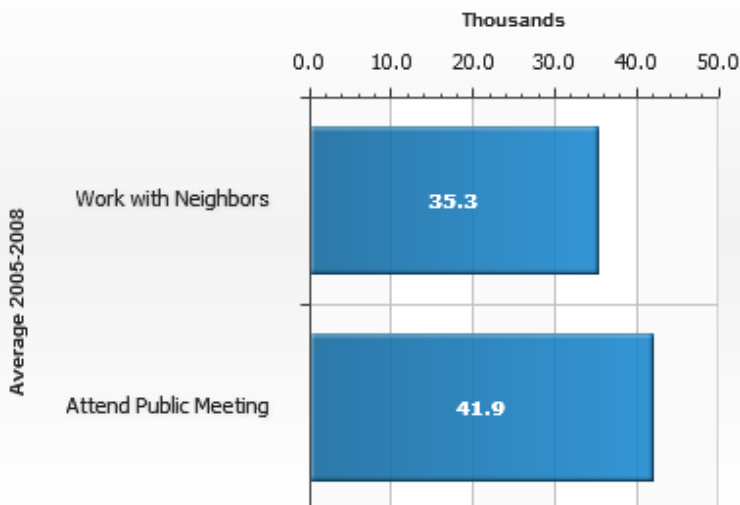
### Trends and Highlights

Based on an average using 2005 to 2008 data

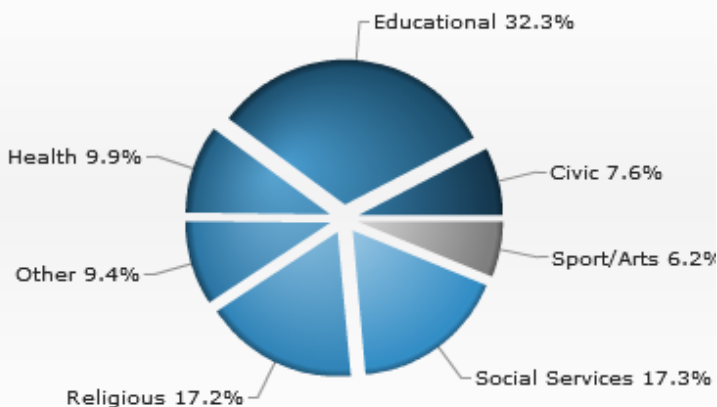
- Even with the economic crisis, the national volunteer rate remained relatively constant, from 26.2% in 2007 to 26.4% in 2008. In 2008, 61.8 million volunteers donated approximately 8 billion hours of service in communities across the country.
- Between 2005 and 2008, Portland had an average volunteer rate of 35.3% and 38.7 service hours annually per resident.
- On average, volunteers in Portland contribute a total of 11.8 million hours of service per year (based on 2005-2008 data).

For more information, go to <http://www.VolunteeringInAmerica.gov>

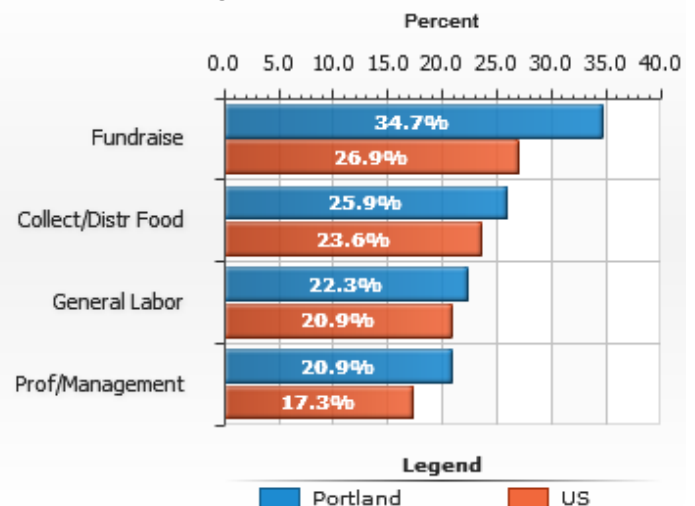
### Neighborhood Engagement - Numbers



### Where People Volunteer (2005-2008)



### Top Four Activities



\* Not reported due to the sample size for this estimate.